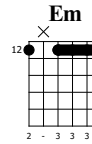
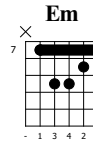
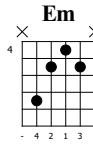
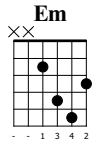
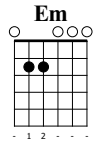


# E MINOR BLUES SCALES



♩ = 120

PO  
Em



*mf*

0-3 0-1-2 0-2 0-2-3 0-3 0-3-0 3-0 3-2-0 2-0 2-1-0 3-0

P2  
Em



3-5 2-5 2-5 2-3-4 3-5 3-5-3 5-3 4-3-2 5-2 5-2 5-3

P4  
Em



P5 P4

5-6-7 5-7 5-7 4-7 5-8 5-6-7-6-5 8-5 7-4 7-5 7-5 7-6-5

P7  
Em



7-10 7-10 7-8-9 7-9 8-10 7-10-7 10-8 9-7 9-8-7 10-7 10-7

Em



Musical notation for the first system, starting at measure 5. The top staff is a treble clef with a melodic line. The bottom staff shows fret numbers for the T, A, and B strings.

Treble clef staff: 5 | G4 | A4 | B4 | C5 | B4 | A4 | G4 | F#4 | G4 | A4 | B4 | C5 | B4 | A4 | G4 | F4 | E4 | D4 | C4 |

TAB: T | A | B | 10-12 | 10-12 | 9-12 | 9-12 | 10-11-12 | 10-12-10 | 12-11-10 | 12-9 | 12-9 | 12-10 | 12-10

P12  
Em



Musical notation for the second system, starting at measure 6. The top staff is a treble clef with a melodic line. The bottom staff shows fret numbers for the T, A, and B strings.

Treble clef staff: 6 | G4 | A4 | B4 | C5 | B4 | A4 | G4 | F#4 | G4 | A4 | B4 | C5 | B4 | A4 | G4 | F4 | E4 | D4 | C4 |

TAB: T | A | B | 12-15 | 12-13-14 | 12-14 | 12-14-15 | 12-15 | 12-15-12 | 15-12 | 15-14-12 | 14-12 | 14-13-12 | 15-12